

Template for CEM'17 Papers

First Author¹, Second Author², and Third Author^{1,2}

¹First Affiliation, City, Postal Code, Country

²Second Affiliation, City, Postal Code, Country
corresponding.author@domain.edu

Abstract—This document gives formatting instructions for authors preparing papers for CEM'17. You can use this document as both an instruction set and as a template into which you can type your own text.

I. INTRODUCTION

This document is a template for authors preparing papers for the CEM'17 Computing and Electromagnetics Workshop in Barcelona, Spain. The papers are required to use the IEEE style by following the instructions provided in this document. The language is English. The papers are expected to be two-pages long.

II. TEXT FORMAT

Page size is A4, which is 210 mm (8.27 in) wide and 297 mm (11.69 in) long. The margins are as follows:

- Top: 19 mm (0.75 in)
- Bottom: 43 mm (1.69 in)
- Left-Right: 14.32 mm (0.56 in)

The paper is in two column format with a space of 4.22 mm (0.17 in) between columns. All title and author details must be in single-column format and must be centered. All paragraphs are indented. The entire document should be in Times New Roman or Times font. Recommended font size is 10 pt for the main text. Headings of the subsections are as follows, if required:

A. This is First-Level Subsection

You may use 1st level subsections, if required.

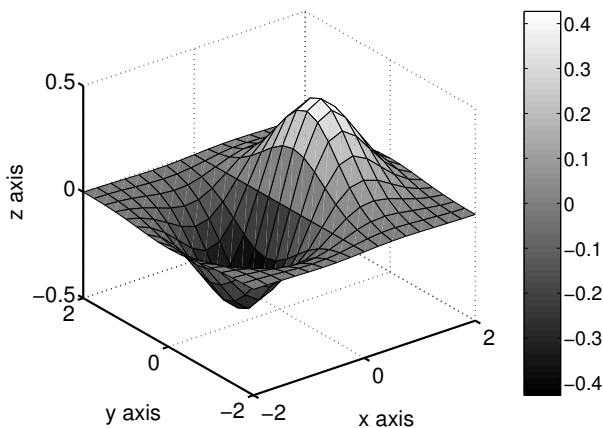


Fig. 1. A three-dimensional plot with gray-scale format.

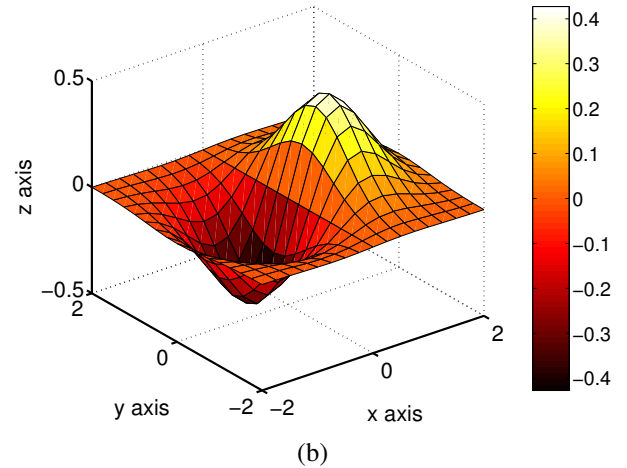
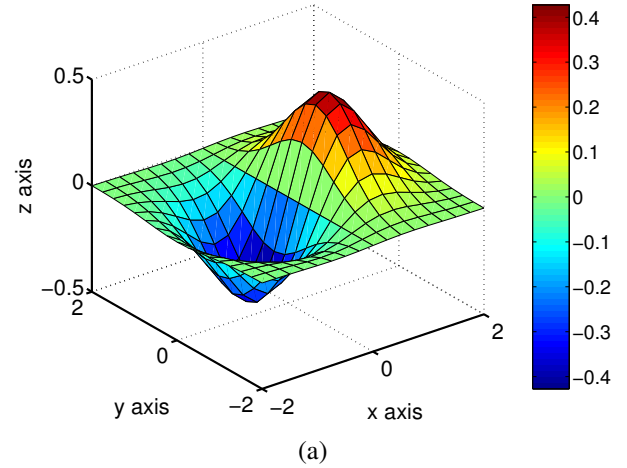


Fig. 2. Three-dimensional plots with colors. Using (a) inappropriate and (b) appropriate colors for gray-scale prints.

1) *This is Second-Level Subsection:* You may use 2nd level subsections, if required.

Page numbers, headers and footers should not be used. All hypertext links and bookmarks should be removed from papers. If you need to refer to an Internet email address or URL in your paper, you should type out the address or URL fully in regular font.

III. FIGURES AND TABLES

Figures should be centered in the column, but large figures may span across both columns, if they are positioned either at

TABLE I
CAPTION OF THE TABLE.

| | | | |
|--------|--------|---------|---------|
| Item 1 | Item 2 | Item 3 | Item 4 |
| Item 5 | | | |
| Item 6 | Item 7 | | |
| Item 8 | Item 9 | Item 10 | Item 11 |

the top or at the bottom of the page. Graphics should have an adequate resolution. Fig. 1 presents an example plot in gray-scale format. Colors can be used; however, it is recommended that the graphics are checked to reproduce the required details in gray-scale copy. For example, the colors in Fig. 2(a) are not appropriate for a gray-scale print. For the same plot, Fig. 2(b) is more preferable. Figures are numbered using Arabic numerals and the captions are in 8 pt regular font. Tables should be numbered using uppercase Roman numerals and their captions are centered as in Table I.

IV. REFERENCES

The heading of the references section is not be numbered and all reference items are in 8 pt font. References are required to be in IEEE style. Please refer to the examples for journals [1], for books [2], [3], and for conference papers [4], [5].

V. CONCLUSIONS

This template uses IEEE style and provides necessary information to prepare papers for CEM'17 Workshop. Thank you for your contributions.

ACKNOWLEDGMENT

Acknowledgments should be here.

REFERENCES

- [1] A. Author, B. Author, and C. Author, "Publication title," *Journal Title*, vol. 0, no. 0, pp. 00–00, Month Year.
- [2] A. Author, B. Author, and C. Author, *Book Title*. Location: Publisher, Year.
- [3] A. Author, B. Author, and C. Author, "Chapter title," in *Book Title*, A. Editor, Ed. Location: Publisher, Year, Chap. 0.
- [4] A. Author, B. Author, and C. Author, "Paper title," in *Proc. Conference Title*, vol. 0, Year, pp. 0–0.
- [5] A. Author, B. Author, and C. Author, "Paper title," *Conference Title*, Location, Country, Month Year.